

How To Draw


Cinder Rabbit

1

START WITH SIMPLE SHAPES.

ZOE'S HEAD IS SHAPED LIKE A CIRCLE

ZOE'S TORSO IS SHAPED LIKE AN EGG



2

ADD DETAILS




3

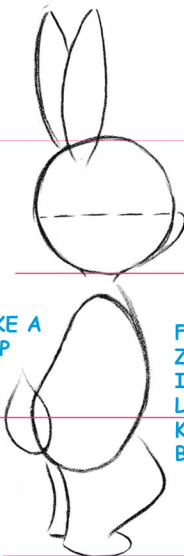
NOW FINISH HER!





ZOE IS ABOUT 3 HEADS TALL



HER TAIL LOOKS LIKE A TEAR DROP



FROM THE SIDE, ZOE'S TORSO IS SHAPED LIKE A KIDNEY BEAN



© Elyse Pastel

Find more Cinder Rabbit activities at www.CinderRabbit.com